

DISCUSSION PAPER NO.87

R&D-based Growth, Poverty Traps, and
Multiple Steady States in an Endogenous
Growth Model with R&D Externality

Shiro Kuwahara

School of Economics
University of Hyogo

January 2016

Institute for Policy Analysis and Social Innovation

University of Hyogo

Nishiku, Kobe 651-2197, Japan

R&D-based Growth, Poverty Traps, and Multiple Steady States in an Endogenous Growth Model with R&D Externality*

Shiro Kuwahara [†]
University of Hyogo

January 5, 2016

Abstract

Different economies seem to exhibit multiplicity with regard to economic paths. Upon facing severe economic shocks, some advanced economies experience a no-growth phase despite having had positive and occasionally high growth rates immediately before the shocks. In contrast, many underdeveloped nations are stuck in a no-growth trap and their growth power is fragile, namely they sometimes encounter big economic shocks after starting to develop. With the aim of integrative investigation of the mechanisms of these phenomena, this study develops a concise dynamic model involving monopolistic variety-expansion research and development (R&D) with the R&D spillover and capital R&D inputs. The model provides multiple steady states that contain high-, low-, and no-growth phases, each of which is selected by the expectations. Furthermore, high growth is impossible during early stages of development, and while low growth is globally possible, the dynamic property might show indeterminacy, and thus, the expectation formation contains some difficulties.

*This work was conducted with financial support from JSPS KAKENHI Grant Number 15K03360, JSPS KAKENHI Grant Number 26380348, and the grant from Kobe Academic Park Association for the Promotion of Inter-University Research and Exchange.

[†]E-mail: kuwahara@econ.u-hyogo.ac.jp Phone/Fax: +81-78-794-5409

Keywords: multiple steady states; R&D-based growth; poverty traps; indeterminacy

1 Introduction

The classical study of Solow's growth accounting (Solow 1957) showed that the source of long-run growth is TFP (total factor productivity) growth, where economies—especially, advanced countries—grow through technological progress driven by R&D activities. Although Solow's result implies that economic growth can be promoted by technological progress, some empirical works such as Easterly (1994) and Quah (1996, 1997) have shown that the world economies are polarized into the rich and the poor, that is, many developing countries fall to grow and are stuck in a no-growth phase.

Furthermore, even the modern advanced countries confront several large shocks (e.g., the Japanese bubble collapse 1991, the dot-com bubble burst 2001, the 2008 financial crisis, and the European Debt Crisis 2010), and are often stuck in stagnation. In particular, the stagnation of Japan after the bubble collapse caused a long-run stagnation called "the Lost Decade" or the "Lost Two Decades". Recently, some pessimistic views for economic growth such as Summers' (2014) "secular stagnation" have been proposed. As for the developing countries, while growth in some economies (e.g., the Four Asian Dragons and BRICS) has started, their fragility occasionally draws economic shocks, such as the 1997 Asian Financial Crisis. Thus, in the polarized global economy, not only newly developing economies but also advanced growing economies transit between positive and no-growth phases, which implies that the multiplicity of economic paths exists, and then, the change of expectations caused by some economic shocks makes the economy jump between these. Thus, we aim to develop a model with the following properties: (i) a no-growth steady state without R&D, (ii) long-run steady states with R&D, and (iii) both steady states being possible and interchangeable.

As for the models that treat long-run no-growth and positive-growth steady states and a regime switch between them, we can refer to some theoretical works describing the regime change from capital-based growth with decreasing returns to long-run positive growth¹ (Zilibotti 1995; Matsuyama

¹This phenomenon is empirically supported by Abramovitz and David (1973) and Hayami and Ogasawara (1999). By using US and Japanese data, respectively, they demon-

1999, 2001; Funke and Strulik 2000; Galor and Moav 2004; Irmen 2005; Kuwahara 2007, 2013). The present study directly shares its structure with those of Matsuyama (1999, 2001) and Kuwahara (2007, 2013), who focus on the regime switch between capital-based and R&D-based growth.

Matsuyama (1999, 2001) contain two regimes, capital-accumulation-based growth and R&D-based growth, but their main concern is the business cycles between these two regimes. Next, Kuwahara (2013) yields a long-run, positive, or no-growth saddle-stable steady state, and therefore, the properties (i) and (ii) stated above are obtained but condition (iii) is not. However, Kuwahara (2007) obtains the result that a unique equilibrium without R&D exists under low capital stock, and after sufficient capital stock is accumulated, multiple equilibria (i.e., equilibrium with no, moderate, and large R&D input) emerge. Further, after adequate accumulation of capital, while an equilibrium again becomes unique, it is accompanied by R&D activities. In other words, in Kuwahara (2007), multiplicity is a characteristic of the middle stage of economic development, and hence, analysis of condition (iii) is also insufficient.

To generate the global multiplicity, we introduce a slight modification on Kuwahara (2013) by considering that the R&D has a strong spillover on the small aggregate R&D input². Thus, the steady states obtained in this study have no, low, and high R&D input. The obtained results are as follows. Firstly, from the conditions for R&D, we show that globally, no R&D can be at equilibrium; therefore, even if a country is advanced, it has the possibility of falling in no-growth traps. Secondly, we have two types of equilibrium of positive R&D, namely middle and high R&D. For the middle R&D equilibrium, the dynamical property of this regime might be indeterminacy, and it is possible to be selected globally, namely for all capital stock. For the high R&D equilibrium, this regime is saddle stable, but it is possible to be selected by the economy with sufficient knowledge-adjusted capital stock. Thus, the equilibrium with middle R&D is the unique equilibrium for a developing country, which does not have sufficient knowledge-adjusted capital stock, to grow through R&D. Consequently, the economic path with R&D for developing countries may fluctuate heavily.

stated that an economy mainly grows by capital accumulation at an early stage of the development and then shifts to growth by R&D activities.

²We can refer to Chu and Chen (2010) as a model introducing the spillover of R&D and deriving multiple steady states regarding R&D input.

The rest of the paper is organized as follows. Section 2 establishes the model of a decentralized economy. The existence of the two types of steady states and their determinants is explained in Section 3. The dynamic property of the model is analyzed in Section 4. Finally, Section 5 concludes the paper.

2 The Model

The present study adopts a Romer-type (Romer 1990) production structure. It considers three sectors: final good, intermediate goods, and R&D. Following Zilibotti (1995), we consider a composite durable good consisting of the private component of any reproducible private factor of production such as human and physical capital (simply called capital) with aggregate value K , and assume that it is used for either intermediate good production or R&D input³. Following Romer (1990), intermediate goods are patented, and therefore, supplied monopolistically. The number of the developed intermediate goods is denoted as A , and inelastically supplied labor L , which is, therefore, regarded as the economy's population scale, is assumed to grow at exogenously given constant rate n . Each intermediate good is indexed by i , and $\tilde{X}(i)$ denotes the supply of the i th intermediate good. The number of the intermediate-goods cluster—the variety of intermediate goods—denoted by A , therefore it is $i \in [0, A]$. and since all types of intermediate goods is used in production of final goods, A represents the technological level in the economy, and can be regarded as the level of knowledge accumulation, or knowledge capital. Final good is consumed as a consumer good or invested as capital. Capital is used as an intermediate good for supplying the final good sector (K_Y) and for investment to create new intermediate goods, that is, R&D (K_A). Accordingly, the market-clearing condition for capital imposes $K = K_Y + K_A$, where K is the amount of capital in the economy. Time is continuous, and the final good is taken as the numéraire.

In this paper, we use capital later Z as an aggregate variable, and for Z , define as follows: $z \equiv Z/L$, $\tilde{Z} \equiv Z/A$, and $\tilde{z} \equiv Z/(AL)$, which respectively imply per capita, knowledge-adjusted, and knowledge-adjusted per capita value of Z .

³See Kuwahara (2013) for an explicit treatment of human capital. The main working of the capital derived in it is essentially similar to that of our one-type capital model.

2.1 Production

The production function of the final good is

$$Y = L^{1-\alpha} \int_0^A x(i)^\alpha di, \quad 0 < \alpha < 1, \quad (1)$$

where Y denote final good production. Intermediate goods are produced using physical capital and are used for producing the final good. One unit of intermediate goods is assumed to be produced by η units of capital. Therefore, the capital allocated to the production of final good K_Y is quantified as $K_Y \equiv \int_0^A \eta \tilde{X}(i) di$. An assumption of symmetric equilibrium regarding intermediate goods, that is, $\tilde{X} = \tilde{X}(i)$, converts the quantification of K into $K_Y = \eta A \tilde{X}$, or equivalently, $\tilde{X} = (1/\eta)(K_Y/A)$. Substituting $\tilde{X}(i) = \tilde{X} = (1/\eta)(K_Y/A)$ into Eq. (1), we have reduced final good production function as $Y = \eta^{-\alpha} A^{1-\alpha} K_Y^\alpha L^{1-\alpha}$. Using Y derived above and the assumption that final good Y is consumed or invested, we yield the following resource constraint for the final good:

$$\dot{K} = \eta^{-\alpha} K_Y^\alpha A^{1-\alpha} L^{1-\alpha} - C (= Y - C), \quad (2)$$

where \dot{K} and C denote an increment in aggregate capital K and consumption, respectively.

The final good sector is competitive, and Eq. (1) yields the first-order conditions (FOCs) for final good production. These are given as $\frac{\partial Y}{\partial x(i)} = p(i)$, where $p(i)$ denotes the price of intermediate good i .

In our model, intermediate goods are protected by patents, and a firm holding a patent for the production of the i th intermediate good can be designated as a supplier of the i th intermediate good. Thus, the i th intermediate good is supplied monopolistically by the i th firm. Since we assume that one unit of an intermediate good is produced using η units of capital, the profit of the firm producing the i th intermediate good is given as $\tilde{\Pi}(i) \equiv p(i)\tilde{X}(i) - r\eta\tilde{X}(i)$, where r is the rental price of capital. Under the assumption of symmetric equilibrium, the firm producing an intermediate good maximizes this profit subject to $\frac{\partial Y}{\partial x(i)} = p(i)$. This optimization condition yields the following: $\tilde{X}(i) = \tilde{X} = \left(\frac{\alpha^2}{r\eta}\right)^{\frac{1}{1-\alpha}}$ and $p(i) = p = \left(\frac{\eta}{\alpha}\right) r$, where

⁴It should be noted that the parameter α that determines capital/labor share is larger than the usual case where K is assumed to be composed by only physical capital.

$\tilde{X} = X/A$ means per patent value. Applying the notation \tilde{z} to Y , r , and $\tilde{\Pi}$, and using Eq. (1), $K_Y = \eta A \tilde{X}$, and the FOCs, we obtain knowledge-adjusted output \tilde{y} , interest rate r , and the knowledge-adjusted per capita profit from the production of intermediate goods $\tilde{\pi}$, respectively, from the following:

$$\tilde{v} = \eta^{-\alpha} \tilde{k}_Y^\alpha, \quad r = \alpha^2 \eta^{-\alpha} \tilde{k}_Y^{\alpha-1}, \quad \text{and} \quad \tilde{\pi} = \tilde{\pi}(i) = (1 - \alpha)\alpha \tilde{y}, \quad (3)$$

where, in equilibrium, the profit of each firm producing an intermediate good is equalized; therefore, we can write $\pi = \pi(i)$.

2.2 Innovation

R&D firms create new intermediate goods, and each innovation obtains the perpetual patent that yields a perpetual sequence of monopoly profits π , which comprise the revenue of R&D. Thus, the present value of this stream represents the value of R&D⁵: $\tilde{V}_t \equiv \int_t^\infty \tilde{\Pi}(\tau) e^{-\int_t^\tau r(s) ds} d\tau$. Free entry of R&D is assumed. Therefore, if revenue from R&D exceeds its costs, an infinite amount of capital would be allocated to it. Thus, revenue from R&D cannot exceed the cost in equilibrium, and if this is achieved, investment in R&D is unprofitable, and no resources are allocated to R&D. In this case, an equilibrium without R&D ($K_A = 0$) occurs. Thus, if the economy is in equilibrium with positive R&D investment, the revenues generated by R&D must be equated to its cost.

Since we assume that capital is invested to undertake R&D, firms that engage in R&D must pay a rental cost r for their R&D activities in the process of innovation. Furthermore, innovation is assumed to be the discovery of new intermediate goods that are added to the existing set of intermediate goods; therefore, the expansion of variety can be shown by the time derivation of knowledge capital, \dot{A} . Thus, the aggregate value in the economy is the summation of all of these firms, $\tilde{V}A$; the aggregate innovated value by R&D and its input cost are given as $v\dot{A}$ and rK_A , respectively, and the free entry on R&D equates these two, and thus, the relationships between market equilibrium and capital allocation are summarized as

$$\left. \begin{array}{l} \text{Solow Regime: } K_A = 0 \\ \text{Romer Regime: } K_A > 0 \end{array} \right\} \iff r(t)K_A(t) \left\{ \begin{array}{l} > \\ = \end{array} \right\} \tilde{V}(t)\dot{A}(t). \quad (4)$$

⁵We define the aggregate value of firms and profits as follows: $V \equiv \int_0^A \tilde{V}(i) di$, and $\Pi \equiv \int_0^A \tilde{\Pi}(i) di$, respectively.

Whether an economy conducts R&D depends on condition (4). When $K_A > 0$, R&D occurs, causing the economy to grow through endogenous technological change. Following Matsuyama (1999), we term this regime as the Romer regime. Condition (4) states that equality $rK_A = \tilde{V}\dot{A}$, or $r\tilde{k}_A = g_A v$, where $g_Z \equiv \dot{Z}/Z$, holds in the Romer regime. When $\tilde{k}_A = 0$, no R&D occurs, and the economy grows only by capital accumulation. Following Matsuyama (1999), we term this as the Solow regime.

Following each regime, differentiating \tilde{V} with respect to time provides the following asset equations:

$$\left. \begin{array}{l} \text{Solow Regime: } \tilde{K}_A = 0 \\ \text{Romer Regime: } \tilde{K}_A > 0 \end{array} \right\} \iff r(t)\tilde{V}(t) \left\{ \begin{array}{l} > \\ = \end{array} \right\} \tilde{\Pi}(t) + \dot{\tilde{V}}(t). \quad (5)$$

If R&D is undertaken, technological knowledge is assumed to increase according to per capita capital investment in R&D. We assume that the R&D function is as follows:

$$\dot{A} = \frac{\phi(t)}{\Gamma(t)} A(t) K_A(t),$$

where ϕ is the R&D efficiency. and Γ captures the factor that eliminates scale effects in this model. If $\tilde{\phi}$ is assumed to be constant, the case is similar to that of the Romer-type technology: innovated R&D linearly depends on R&D input. To obtain the existence of steady states, we simply assume that $\Gamma(t) = A(t)L(t)$, and the above equation is made as

$$g_A(t) = \phi(t)\tilde{k}_A(t). \quad (6)$$

Funke & Strulik (2000), which shares the R&D structure of endogenously accumulated (human) capital as R&D input, also adopt a technology that is essentially the same type.

One shortcoming for our concern in the analysis of the no-growth trap is the constant return of R&D, which assures efficiency of R&D⁶. Therefore, we assume that ϕ is an increasing function for a sufficiently small R&D input:

Assumption on R&D Property *While the return is assumed to be constant and positive over the domain with sufficient R&D input, we introduce*

⁶Therefore, the Jones technology (Jones 1995) also has the same shortcoming. It has infinite large marginal efficiency for the R&D input tending to 0.

slightly increasing returns from knowledge spillover of R&D activities. Thus, R&D efficiency ϕ is continuous for $\forall \tilde{k}_A \geq 0$ and decreasing to 0 as social R&D input tends to 0, and we specify ϕ as follows:

$$\phi = \begin{cases} \delta, & \delta > 0 \quad \text{for } \tilde{k}_A > \kappa \\ \phi(\tilde{k}_A), & \phi'(\cdot) > 0 \quad \text{for } \tilde{k}_A \in [0, \kappa] \\ 0, & \text{for } \tilde{k}_A = 0 \end{cases}$$

where ϕ is the function with a threshold value κ , above which, it is constant at δ , and since ϕ is assumed to be continuous, we assume that $\lim_{\tilde{k}_A \rightarrow 0} \phi(\tilde{k}_A) = 0$ and $\lim_{\tilde{k}_A \rightarrow \kappa} \phi(\tilde{k}_A) = \delta$.

The picture of ϕ is depicted in Fig. 1. The parameter δ represents R&D efficiency and is constant on almost all domains but increasing in the small R&D input. Thus, marginal R&D efficiency is smaller on near 0 R&D input.

To complete the model, we examine the consumption decision of households. It is assumed that a representative household has a normal CRRA (constant relative risk aversion) type utility. Then, the Euler equation is obtained as $\theta g_c(t) = r(t) - n - \rho$, where c , θ and ρ , respectively, denote per capita consumption, the CRRA parameter and subjective discount rate.

3 Steady States

We now analyze an economy in a steady state, wherein all variables, Y , C , K , K_Y , and A , grow at constant rates, and therefore \tilde{y} , \tilde{c} , \tilde{k} , and \tilde{k}_Y are constant. Our model contains two types of steady states: one with R&D (and therefore, positive growth) and the other without R&D (and therefore, no growth). We call these types of states the Romer steady states (RSS) and the Solow steady states (SSS), respectively. Eqs. (4) and (6) yield

$$\tilde{v}(t) = \frac{r(t)}{\phi(t)}. \quad (7)$$

Eqs. (2) and (3) imply that $g_y^{ss} = g_k^{ss} = g_c^{ss} = g_A^{ss} + n$, where index ss represents the value of the steady states. Substituting $g_c^{ss} = g_A^{ss}$ and $g_A = \phi(\tilde{k}_A)\tilde{k}_A$ into the Euler equation, we obtain one conditional equation:

$$r^{ss} = \theta \phi^{ss} \tilde{k}_A^{ss} + \rho + n. \quad (8)$$

In the steady state, $g_v^{ss} = g_\pi^{ss} = 0$ holds because \tilde{k}^{ss} is constant, and therefore, $g_v^{ss} = 0$. Substituting these relationships, that is, substituting Eqs. (3), (7), and (8) into Eq. (5) yields the following condition for R&D:

$$\left. \begin{array}{l} \text{Romer Steady States (RSS):} \\ \text{Solow Steady States (SSS):} \end{array} \right\} \iff \rho + n + \theta \phi^{ss}(\tilde{k}_A^{ss}) \tilde{k}_A^{ss} = \alpha^2 \eta^{-\alpha} \tilde{k}_Y^{ss \alpha-1} + n \left\{ \begin{array}{l} = \\ > \end{array} \right\} \phi(\tilde{k}_A^{ss}) \frac{1-\alpha}{\alpha} \tilde{k}_Y^{ss}. \quad (9)$$

First, we characterize the SSS. In the SSS, Eq. (9) holds with inequality and all capital is devoted to the production of the final good. Therefore, $\tilde{k}_A^{**} = 0$; that is, $k^{**} = \tilde{k}_Y^{**}$ and $g_A^{**} = 0$, where $**$ denotes the steady state value in the SSS. Substituting this into the Euler equation yields $r^{**} = \rho + n$, which along with r in Eq. (3) yields the equilibrium capital stock in the SSS:

$$\text{SSS: } \tilde{k}^{**} = \tilde{k}_Y^{**} = \left[\frac{\alpha^2 \eta^{-\alpha}}{\rho + n} \right]^{\frac{1}{1-\alpha}}.$$

Under the assumption of ϕ (See Fig. 1), the second and third terms of Eq. (9) imply that the second term is always positive, and the third tends to 0. Thus, we immediately obtain the following lemma:

Lemma 1-1 *The SSS is always possible.*

It should be noted that this property stems from $\lim_{\tilde{k}_A \rightarrow 0} \phi(\tilde{k}_A) = 0$.

3.1 Property of the RSS

Next, we investigate the properties of steady states with positive R&D input. As is obtained below, we consider two equilibria, with large and small R&D inputs, respectively denoted by RSS(+) and RSS(-). The first and third terms, and first and second terms of Eq. (9) respectively yield the following two equations:

$$\begin{aligned} \tilde{k} &= \left(1 + \frac{\alpha \theta}{1-\alpha} \right) \tilde{k}_A + \frac{\alpha(\rho+n)}{1-\alpha} \phi(\tilde{k}_A)^{-1} (\equiv \Phi_1(\tilde{k}_A)), \\ \tilde{k} &= \tilde{k}_A + \left[\frac{\alpha^2 \eta^{-\alpha}}{\rho+n+\phi(\tilde{k}_A)\tilde{k}_A} \right]^{\frac{1}{1-\alpha}} (\equiv \Phi_2(\tilde{k}_A)). \end{aligned}$$

The curves of these two equations are depicted in Fig. 2. The intersection points of these two equations, Φ_1 and Φ_2 , enable the two equilibria for \tilde{k}_A to be greater than 0. For $\kappa < \tilde{k}_A$, $\phi = \delta$ makes Φ_1 a linear function defined as $\bar{\Phi}_1 \equiv \left(1 + \frac{\alpha\theta}{1-\alpha}\right) \tilde{k}_A + \frac{\alpha\rho+n}{(1-\alpha)\delta}$, Φ_2 asymptotically moves close to $\bar{\Phi}_2(\tilde{k}_A) \equiv \tilde{k}_A + \left[\frac{\alpha^2\eta^{-\alpha}}{\rho+n}\right]^{\frac{1}{1-\alpha}}$ from the above of $\bar{\Phi}_2$, and $\bar{\Phi}_1$ has steeper angle than $\bar{\Phi}_2$, hence, $\bar{\Phi}_2(\kappa) > \bar{\Phi}_1(\kappa)$ is the necessary and sufficient condition for the equilibrium of R&D input larger than of κ (which we call RSS(+)) to uniquely exist, and the equilibrium value of R&D input is denoted as \tilde{k}_A^{*+} . The condition $\bar{\Phi}_2(\kappa) > \bar{\Phi}_1(\kappa)$ is rewritten as $\delta > \Omega$ under $\kappa < \bar{\kappa}$, where $\delta > \Omega$ is derived from $(\bar{\Phi}_2(0) \equiv) \phi_2 > \phi_1 (\equiv \bar{\Phi}_1(0))$, and we define

$$\Omega \equiv \frac{\alpha^{-\frac{1+\alpha}{1-\alpha}} \eta^{\frac{\alpha}{1-\alpha}} \rho(\rho+n)^{\frac{1}{1-\alpha}}}{1-\alpha}, \quad \text{and} \quad \bar{\kappa} \equiv \arg \left\{ \kappa \left| \left[\frac{\alpha(\rho+\theta\delta\kappa)}{(1-\alpha)\delta} \right]^{1-\alpha} = \frac{\alpha^2\eta^{-\alpha}}{\rho+n+\delta\kappa} \right. \right\}.$$

It should be noted that $\bar{\kappa} > 0$ is satisfied. It can be clearly observed that $\tilde{k}_Y^{*+} > \kappa$ always and uniquely exists as long as a feasible condition $\tilde{k}_Y \in (0, \tilde{k}]$ is satisfied. From $\tilde{k} = \Phi_2(\tilde{k}_A)$ and $\tilde{k} = \tilde{k}_Y + \tilde{k}_A$, we obtain the equilibrium capital allocation to the production of the final good in RSS(+): $\tilde{k}_Y^{*+} = \phi_2$.

When $\delta > \Omega$ holds, we further have the possibility of the steady state on $\tilde{k}_A \in (0, \kappa)$, which has smaller R&D input than RSS(+), so we call it RSS(-). Since $\Phi_1(\kappa) < \Phi_2(\kappa)$, $\lim_{\tilde{k}_A \rightarrow 0} \Phi_1(\tilde{k}_A) > \lim_{\tilde{k}_A \rightarrow 0} \Phi_2(\tilde{k}_A)$, and continuous $\phi(\cdot)$, there is at least one intersection of Φ_1 and Φ_2 . Furthermore, if the intersection locates in the domain $\tilde{k} > \tilde{k}_A$, the steady state is feasible. Hereafter, we assume that there is one steady state of RSS(-), which is obtained, for example, by assuming that ϕ is an exponential function with constant power (exponential coefficient). Thus, we obtain the following lemma.

Lemma 1-2 *For the existence of RSS, the following parameter condition should hold:*

$$\delta > \Omega(\rho, n, \alpha, \eta), \quad \kappa < \bar{\kappa}(\delta, \rho, n, \theta, \alpha, \eta), \quad \Leftrightarrow \quad \text{RSS}(+) \text{ is feasible.}$$

namely, sufficiently small κ and sufficiently large R&D parameter δ yields RSS(+). In this case, at least one equilibrium with less R&D input also exists. We name this equilibrium RSS(-), and for smaller κ , the corresponding smaller \tilde{k}_A^ exist.*

Proof) The last part of the above lemma is proved as follows: Feasible condition is $\Phi_1(\kappa) < \Phi_2(\kappa)$ and $\lim_{\tilde{k}_A \rightarrow 0} \Phi_1(\tilde{k}_A) = \infty > \tilde{k}^{**} = \lim_{\tilde{k}_A \rightarrow 0} \Phi_2(\tilde{k}_A)$. (Q.E.D)

We respectively call the Romer(+) regime and Romer(-) regime the growth phase converging RSS(+) and RSS(-).

3.2 Determination of the Steady State

We call the steady-state type of the economy with $\delta > \Omega$ as the multiple steady state (MSS), because the economy with $\delta > \Omega$ satisfies the conditions for the RSS(+/-) and the SSS always exists. As for an economy with $\delta < \Omega$, it has only the SSS. Accordingly, the emergence of steady state(s) is uniquely determined by the economy's parameter set $\{\delta, \kappa, \rho + n, \theta, \alpha, \eta\}$. Thus, the determination of the steady state is summarized in the following proposition.

Proposition 1: *Under a sufficiently small κ , an economy has either multiple steady states or only poverty trap, depending on the following parameter condition:*

$$\delta \left\{ \begin{array}{l} > \\ < \end{array} \right\} \Omega(\eta, \rho, n, \alpha) \Leftrightarrow \left\{ \begin{array}{l} \text{MSS (RSS+SSS)} \\ \text{SSS.} \end{array} \right.$$

This proposition implies that deep parameters determine the growth rate in the long-run: small $\rho + n$ and large δ lead to the RSS. Intuitively, these results imply that a country with higher R&D efficiency and more patience has the *possibility* to realize the RSS, that is, long-run R&D-based growth. However, this proposition also implies that any country has possibility stuck in the SSS, that is, although a country has a sufficiently high R&D efficiency parameter, it always has the possibility to be caught in the poverty traps. Because the purpose of this study is the multiplicity of steady states in the developed countries, namely countries that can grow with innovation (at least, potentially), we later assume that RSS is possible, that is, $\delta > \Omega$ (or equivalently, $\Omega/\delta < 1$) holds. Further, for simplicity, we assume that RSS(-) uniquely exists.

In this situation, we have the following lemma about the steady-state knowledge-adjusted capital accumulation:

Lemma 1-3 *The knowledge-adjusted capital allocated to the production sector in SSS, RSS(-), and RSS(+) have the following order:*

$$\tilde{k}_Y^{**} (= \tilde{k}^{**}) > \tilde{k}_Y^{*-} > \tilde{k}_Y^{*+}.$$

Proof. From steady-state values, we have $\tilde{k}^{**} = \tilde{k}_Y^{**} = \left[\frac{\alpha^2 \eta^{-\alpha}}{\rho+n} \right]^{\frac{1}{1-\alpha}}$, $\tilde{k}_Y^{*-} = \left[\frac{\alpha^3}{(1-\alpha)\eta^\alpha \phi(\tilde{k}_A^{*-})} \right]^{\frac{1}{2-\alpha}}$, and $\tilde{k}_Y^{*+} = \left[\frac{\alpha^3}{(1-\alpha)\eta^\alpha \delta} \right]^{\frac{1}{2-\alpha}}$. Then, from the proof of the Lemma 1-2, we already obtained $\tilde{k}_Y^{**} (= \tilde{k}^{**}) > \tilde{k}_Y^{*-}$. (Q.E.D.)

4 Transition Dynamics and Steady States

In this section, we analyze transition dynamics. On the transition path, we have two regimes, characterized as $\tilde{k}_A > 0$ and $\tilde{k}_A = 0$. We call them as the Romer regime and the Solow regime, respectively.

4.1 Local Transition Dynamics

An economic system comprises Eqs. (2), (3), (4), the Euler equation and the equation in condition (9). We reconstruct this into a system comprising k , c , and \tilde{k}_Y . Substituting Y and r given in Eq. (3) into Eq. (2), we obtain the dynamics of k :

$$\dot{\tilde{k}}(t) = \eta^{-\alpha} \tilde{k}_Y(t)^\alpha - \tilde{c}(t) - \left\{ \phi(t)(\tilde{k}(t) - \tilde{k}_Y(t)) + n \right\} \tilde{k}(t). \quad (10)$$

Further, substituting $g_{\tilde{c}} + g_A = g_c$ and $r = \alpha^2 \eta^{-\alpha} \tilde{k}_Y^{\alpha-1}$ into the Euler equation, we obtain the dynamics of c as follows:

$$\dot{\tilde{c}}(t) = \frac{1}{\theta} \left\{ \alpha^2 \eta^{-\alpha} \tilde{k}_Y(t)^{\alpha-1} - \rho + n - \theta \phi(t)(\tilde{k}(t) - \tilde{k}_Y(t)) \right\} \tilde{c}(t). \quad (11)$$

These two dynamics are common to the two regimes. In the case of \tilde{k}_Y , each regime follows different dynamics as described below.

4.1.1 Dynamics of the Economy in the Solow Regime

First, we investigate the Solow regime characterized by condition $\tilde{k}_A = 0$, which directly leads to $k(t) = k_Y(t)$ and $A(t) = \bar{A}$. Thus, the Solow regime also exists on a two-dimensional plane, which we call the Solow-regime manifold. Under this condition, the system comprising Eqs. (10) and (11) is changed such that it comprises $\dot{k}(t) = \eta^{-\alpha} \bar{A}^{1-\alpha} k(t)^\alpha - c(t)$ and $\dot{c}(t) = \frac{1}{\theta} \left\{ \alpha^2 \eta^{-\alpha} \bar{A}^{1-\alpha} k(t)^{\alpha-1} - \rho - n \right\} c(t)$. Thus, the dynamic system in this

case is similar to that of the normal Solow model. One difference is the interest rate, because the Romer-type R&D-based growth model contains distortional intermediate goods pricing. However, the dynamic properties are essentially the same as the normal Solow model.

Lemma 2-1 *The Solow regime is globally possible, and the SSS is saddle-path stable.*

Proof. See the Appendix.

4.1.2 Dynamics of the Economy in the Romer Regime

Next, we examine the Romer regime, which is the steady state with $K_A > 0$. From Eq. (7) and the equation in (9), we obtain $g_r - g_\phi = r - \frac{\delta\pi}{r}$. Then, r and $\tilde{\pi}$ derived in Eq. (3) yield $g_r = (\alpha - 1)g_{\tilde{k}_Y}$ and $\delta\tilde{\pi}/r = \delta(1 - \alpha)\tilde{k}_Y/\alpha$. Substituting these two equations into $g_r - g_\phi = r - \frac{\delta\pi}{r}$, we obtain the dynamics of \tilde{k}_Y as

$$\dot{\tilde{k}}_Y(t) = \frac{\phi(t)}{\alpha}\tilde{k}_Y(t)^2 - \frac{g_\phi(\tilde{k}(t) - \tilde{k}_Y(t))}{1 - \alpha}\tilde{k}_Y(t) - \frac{\alpha^2\eta^{-\alpha}}{1 - \alpha}\tilde{k}_Y(t)^\alpha. \quad (12)$$

We have two regimes of the value of ϕ ; one is named by the Romer (+) regime, where $\phi(t) = \delta$ (constant), and the other by the Romer(-) regime, where $\phi(t)$ is variable.

Under the Romer(+) regime, imposing $\phi(t) = \delta$ and $\dot{\phi}(t) = 0$ on (12) yields $\dot{\tilde{k}}_Y(t) = \frac{\delta}{\alpha}\tilde{k}_Y(t)^2 - \frac{\alpha^2\eta^{-\alpha}}{1 - \alpha}\tilde{k}_Y(t)^\alpha$. Because the dynamics of \tilde{k}_Y guided by this reduced equation is the function that contains only \tilde{k}_A , the dynamic properties of \tilde{k}_Y are directly obtained, and the dynamics of \tilde{k}_Y are found to be unstable around \tilde{k}_Y^* , as is given in Fig. 3. In the Romer(+) regime, knowledge-adjusted capital allocated to final goods $\tilde{k}_Y(t)$ is necessary to be constant at $\tilde{k}_Y(t) = \tilde{k}_Y^{*+}$ and therefore, knowledge-adjusted capital stock is necessary to be sufficiently large, that is, $\tilde{k}(t) > \tilde{k}_Y^{*+}$. We call the plane $\tilde{k}_Y(t) = \tilde{k}_Y^*$, on which the economy in Romer(+) regime transits, as the Romer(+)-regime manifold. Thus, the Romer regime with RSS(+) is depicted on a two-dimensional plane $\{\tilde{k}(t), \tilde{c}(t)\}$, and considering this property and (10) and (11), RSS(+) is conformed as having saddle-path stability (See Appendix).

On RSS(-), ϕ is variable. We define $\sigma \equiv \frac{\phi'(\tilde{k}_A)\tilde{k}_A}{\phi(\tilde{k}_A(t))}$ and assume that σ is, at

least, constant around the RSS(-). Under this setup, we have the following:

$$\dot{\tilde{k}}_Y(t) = \Psi(t) \left[-\frac{\alpha^2}{1-\alpha} \eta^{-\alpha} \tilde{k}_Y(t)^\alpha + \frac{\phi(\tilde{k}_A(t))}{\alpha} \tilde{k}_Y(t)^2 - \frac{\sigma \dot{k}(t)}{(1-\alpha)\tilde{k}_A(t)} \tilde{k}_Y(t) \right]. \quad (13)$$

where $\Psi \equiv \frac{(1-\alpha)(\tilde{k}-\tilde{k}_Y)}{(1-\alpha)(\tilde{k}-\tilde{k}_Y)-\sigma\tilde{k}_Y} (> 1)$. Because $\tilde{k}_A = k - \tilde{k}_A$, the system is depicted by three variables $\{k, \tilde{c}, \tilde{k}_Y\}$. Thus, the linearized system of the Romer(-) regime around the steady state are given by Eqs. (10), (11), and (13), and the Appendix shows that the system has a positive determinant. Thus, if the system has a negative trace, it has an indeterminacy property, which is obtained, for example, by a sufficiently large externality σ : see the Appendix for detail analysis of the dynamic properties of the Romer(-) regime. Different from the RSS(+), the Romer (-) regime does not contain the threshold value and is possible at any initial value of knowledge-adjusted capital stock.

Lemma 2-2 *The Romer(+) regime is possible for $\tilde{k}(t) > \tilde{k}_Y^{*+}$ and the Romer(-) regime is possible for any capital stock level. The RSS(+) has saddle-path stability, and the RSS(-) shows indeterminacy for sufficiently large externality parameter σ .*

4.2 Global Transition Dynamics and Steady States

Combining the local transition dynamics and the steady state condition discussed in the previous section, we here derive the global dynamics in the present study.

From the above discussions, the basic development process is described as follows. If the economy has RSS(+) and expects this to be the steady state of the economy but has smaller initial knowledge-adjusted capital than the threshold value \tilde{k}_Y^{*+} , then the economy cannot ride on the Romer(+) regime at the early stage. This is because from Lemma 2-2, the transition path converging to the RSS(+) needs larger knowledge capital than \tilde{k}_Y^{*+} . Thus, until the economy accumulates capital $\tilde{k} = \tilde{k}_Y^*$, the economy grows by only capital accumulation, and after reaching the threshold value \tilde{k}_Y^* , it grows by technological progress through R&D. This is the process of economic development

described in the line of Abramovitz and David (1973) and Hayami and Ogasawara (1999). In this process, Lemma 2-1 implies that the economy always has possibility stagnation (SSS), and therefore, the global indeterminacy, selection between $RSS(+)$ and SSS, emerges. The phase diagrams related to these growth patterns are shown in Fig. 4.

Proposition 2-1 *If an economy has sufficiently high R&D efficiency ($\delta > \Omega$), it always has steady states both with and without R&D, respectively $RSS(+)$ and SSS, and the corresponding perfect-foresight saddle-stable transition paths that are convergent to $RSS(+)$ and SSS. In this case, for the sake of escaping from the no-growth trap, the economy stuck in the SSS path must change the expectation to select $RSS(+)$ path.*

Furthermore, the economy also has the possibility converging to $RSS(-)$, if existing conditions, such as sufficiently large externality, are satisfied. In this case, the economy has $RSS(-)$, and furthermore, the Lemma 2-2 implies that the path converging $RSS(-)$ shows (local) indeterminacy, that is, infinite rational economic paths in the $RSS(-)$ exist.

Different from the Romer(+) regime, a threshold value of capital does not exist in this regime, and in addition to the two saddle-stable paths described in Proposition 2-1, the economy has continuous number of economic path converging $RSS(-)$, which is represented in Fig. 5 as a shaded area. From the above discussion, we have the following results for the transition path.

Proposition 2-2 *When the R&D externality is large, in addition to long-run positive and zero growth saddle-stable paths converging $RSS(+)$ and SSS, there might be long-run growth regimes with middle-growth rates and converging $RSS(-)$, which shows (local) indeterminacy. Thus, the economy shows both global and local indeterminacy in this case.*

Under the assumption of the existing $RSS(+)$, $\delta > \Omega$, Lemma 1-3 implies that the economic path converging SSS or $RSS(-)$ accumulates knowledge-adjusted capital larger than the threshold value to give rise to the Romer regime $RSS(+)$, \tilde{k}_Y^{*+} , and thus, we obtain the following.

Proposition 2-3 *Even if the economy selects $RSS(-)$ or SSS path, it accumulates sufficiently large knowledge-adjusted capital stock \tilde{k}_Y^{*+} , which makes*

*it feasible to start the long-run high R&D-based growth, that is, the Romer(+)
regime. Therefore, if R&D efficiency condition $\delta > \Omega$ is satisfied, the econ-
omy eventually satisfies the condition for realizing the Romer(+)
regime, which guides the economy to RSS(+).*

5 Conclusion

We developed a model with an endogenously accumulated R&D input factor and intense R&D spillover effects for a small R&D input. The study showed that there exist multiple steady states containing high-, middle-, and no-R&D-based long-run growth. The former assumption demonstrates that the R&D activity level can be assigned to (human and physical) capital endowment; and the latter assumption yields the existence of no- and low-R&D equilibria together with the large-R&D equilibrium, and that each steady state has a stable path. For this reason, the model contains indeterminacy on the selection of the economic path, and the selection depends on the expectations. Thus, the economy can at any time ride on the path converging to the no-growth steady state, and may jump on it if there are pessimistic expectations.

The model includes multiple equilibria that emerge for a sufficiently high R&D parameter. These equilibria explain other phenomena of economic growth and development. An economy can jump from one equilibrium condition to another merely by changing its expectations, generating the leapfrogging seen in GDP rankings. These equilibria also account for the possibility that if countries with identical economic parameters form different expectations to alternative outcomes of poverty traps or steady R&D-based growth, they can have very different growth experiences.

In the future, we need to look into the formation of expectations, which is the main determinant of equilibrium selection.

Appendix

Analysis of Stability

In a steady growth path, the system of a decentralized economy comprises Eqs. (2), (3), (4), (5), and the Euler equation. The system constituted by K , K_Y , C , A , and \tilde{V} is reconstructed into a system constituted by \tilde{k} , \tilde{c} , and \tilde{k}_Y . Then, we have three dynamic equations: (10), (11), and (12).

Two types of steady states exist. SSS (in which GDP is stationary) and RSS (in which GDP shows positive long-run growth).

The Case of SSS In a no-growth equilibrium, $\tilde{k}_Y^{**} = \tilde{k}^{**}$ holds. In this case, the Jacobian J^{**} is given as

$$J^{**} \equiv \begin{pmatrix} \alpha\eta^{-\alpha}\tilde{k}^{**\alpha-1} - n & -1 \\ \alpha^2(\alpha-1)\tilde{k}^{**\alpha-2}\tilde{c}^{**} & 0 \end{pmatrix}.$$

Thus, $Det J^{**} = \alpha^2(\alpha-1)\tilde{k}^{**\alpha-2}\tilde{c}^{**} < 0$ is verified, and thus, the system with SSS is shown to be saddle-path stable.

The Case of Romer (+) On RSS(+), because the dynamics of \tilde{k}_Y guided by Eq. (12) are given by a function that contains only \tilde{k}_A as a variable, the dynamic properties of \tilde{k}_Y are directly obtained from Eq. (12). The dynamics of \tilde{k}_Y around the steady state value, denoted by \tilde{k}_Y^* , are found to be unstable; the phase diagram of \tilde{k}_Y is given in the domain $\tilde{k}_Y \in (0, \tilde{k} - \kappa)$ in Fig.2. Therefore, in order to realize RSS, it is necessary that $\tilde{k}_Y(t) = \tilde{k}_Y^*$ must be satisfied in, at least, the neighborhood of the steady state. Thus, the dynamic system in the Romer regime must exist on the plane $\tilde{k}_Y(t) = \tilde{k}_Y^*$. Consequently, the system is reduced to a two-dimensional system comprising \tilde{k} and \tilde{c} .

$$\begin{aligned} \dot{\tilde{k}}(t) &= \eta^{-\alpha}\tilde{k}_Y^{*\alpha} - \tilde{c}(t) - \delta\{\tilde{k}(t) - \tilde{k}_Y^*\}\tilde{k}(t) \\ \dot{\tilde{c}}(t) &= \frac{1}{\sigma}\{\alpha^2\eta^{-\alpha}\tilde{k}_Y^{*\alpha-1} - \rho + n - \theta\delta(\tilde{k}(t) - \tilde{k}_Y^*)\}\tilde{c}(t). \end{aligned}$$

$$J^{*+} \equiv \begin{pmatrix} -\delta\tilde{k}^{*+} - \delta(\tilde{k}^{*+} - \tilde{k}_Y^*) & -1 \\ -\delta\tilde{k}^{*+}\tilde{c}^{*+} & 0 \end{pmatrix}.$$

$Det J^{*+} = -\delta\tilde{k}^{*+}\tilde{c}^{*+} < 0$ immediately shows that the steady state is saddle-path stable.

The case of the Romer (-) regime Consider the linearization of the system composed by Eqs. (10), (11), and (13):

$$\begin{pmatrix} \dot{\tilde{k}} \\ \dot{\tilde{c}} \\ \dot{\tilde{k}}_Y \end{pmatrix} = J^{*-} \begin{pmatrix} \tilde{k} - \tilde{k}^{*-} \\ \tilde{c} - \tilde{c}^{*-} \\ \tilde{k}_Y - \tilde{k}_Y^{*-} \end{pmatrix},$$

where J^{*-} is the Jacobian of this linearized system on the Romer(-) regime. Using $\phi'(\tilde{k}_A)\tilde{k}_A = \sigma\phi(\tilde{k}_A)$ (from the definition of σ) and $\alpha^2\eta\tilde{k}_Y^{\alpha-1} = \frac{1-\alpha}{\alpha}\phi^*\tilde{k}_Y^*$ (from (9)), we calculate the Jacobian of SGE J^{*-} as

$$J^{*-} \equiv \begin{pmatrix} -a_{11}\phi^{*-} - n & -1 & a_{13}\phi^{*-} \\ -(1+\sigma)\phi^{*-}\tilde{c}^{*-} & 0 & a_{23}\phi^{*-}\tilde{c}^{*-} \\ a_{31}\frac{\sigma}{1-\alpha}\phi^{*-}\frac{\tilde{k}_Y^{*-}}{\tilde{k}_A^{*-}}\Psi^{*-} & \frac{\sigma}{(1-\alpha)}\frac{\tilde{k}_Y^{*-}}{\tilde{k}_A^{*-}}\Psi^{*-} & -a_{33}\phi^{*-}\frac{\tilde{k}_Y^{*-}}{\tilde{k}_A^{*-}}\Psi^{*-} \end{pmatrix},$$

where

$$\begin{aligned} a_{11} &= (2+\sigma)\tilde{k}^{*-} - \tilde{k}_Y^{*-} (= (1+\sigma)\tilde{k}^{*-} + \tilde{k}_A^{*-} > 0), \\ a_{13} &= \frac{1-\alpha}{\alpha^2}\tilde{k}_Y^{*-} + (1+\sigma)\tilde{k}^{*-} (> 0), \\ a_{23} &= -\frac{(1-\alpha)^2}{\alpha\theta} + 1 + \sigma \text{ (the sign is ambiguous)}, \\ a_{31} &= \frac{1-\alpha}{\alpha}\tilde{k}_Y^{*-} + a_{11} (> 0), \\ a_{33} &= \underbrace{\left(1 - \frac{2}{\alpha}\right)\tilde{k}_A^{*-}}_{(-)} + \underbrace{\frac{\sigma}{\alpha}\left(\frac{1}{\alpha} + 1\right)\tilde{k}_Y^{*-} + \frac{\sigma(1+\sigma)}{1-\alpha}\tilde{k}^{*-}}_{(+)}. \end{aligned}$$

The values of $Det J^*$ and $Tr J^{*-}$ are calculated as

$$\begin{aligned} Det J^{*-} &= \sigma\phi^{*-}\tilde{c}^{*-}\Psi^{*-}\frac{\tilde{k}_Y^{*-}}{\tilde{k}_A^{*-}} \left\{ \frac{\phi^{*-}}{\alpha} \left[\frac{1-\alpha}{\alpha\theta}\tilde{k}_Y^{*-} + \frac{(1+\sigma)(2+\alpha)}{\sigma} \right] + \frac{a_{23}}{1-\alpha}n \right\}, \\ Tr J^{*-} &= -a_{11}\phi^{*-} - a_{33}\phi^{*-}\frac{\tilde{k}_Y^{*-}}{\tilde{k}_A^{*-}}\Psi^{*-} - n, \end{aligned}$$

where σ , ϕ^{*-} , c^{*-} , Ψ^{*-} , \tilde{k}_Y^{*-} , \tilde{k}_A^{*-} , and a_{11} are positive. Therefore, if $a_{23} > 0$ and $a_{33} > 0$, then $Det^{*-} > 0$ holds, so this and $Tr^{*-} < 0$ imply that

J^{*-} has $\{+ - -\}$ possible set of eigenvalues. Consequently, the system is indeterminate, that is, the economy has the multiple paths converging RSS(-).

Here, we investigate the sufficient conditions for indeterminacy. Defining $s := \tilde{k}_A/k$ yields

$$a_{33} > 0 \iff s < \frac{\sigma \left\{ \frac{1}{\alpha} \left(\frac{1}{\alpha} + 1 \right) + \frac{1+\sigma}{1-\alpha} \right\}}{\frac{2}{\alpha} - 1 + \frac{\sigma}{\alpha} \left(\frac{1}{\alpha} + 1 \right)} (:= \bar{s})$$

Therefore, small \tilde{k}_A is necessary for indeterminacy, and this is consistent for the property of \tilde{k}_A^{*-} that is the capital investment on R&D with row R&D case. Furthermore, we always obtain $s < \bar{s}$ if $\bar{s} > 1$. The condition $\bar{s} > 1$ is translated into $\Lambda(\sigma) \equiv \sigma^2 + \sigma - \frac{(2-\alpha)(1-\alpha)}{\alpha} > 0$. Since Λ is a quadratic function with positive quadratic term, $\Lambda > 0$ is translated into $\sigma > \frac{-1 + \sqrt{1 + \frac{(2-\alpha)(1-\alpha)}{\alpha}}}{2} (\equiv \bar{\sigma})$ (See Fig.6). Regard with a_{23} , we immediately obtain

$$a_{23} > 0 \iff \sigma > \underline{\sigma} \left(\equiv -1 + \frac{(1-\alpha)^2}{\alpha\theta} \right)$$

Thus, the economy that has sufficiently large elasticity of R&D efficiency always has the steady state with middle-growth rate and indeterminacy.

References

- [1] Abramovitz M, David PA (1973) Reinterpreting economic growth: Parables and realities. *American Economic Review* 63:428-439
- [2] Chen B-L, Chu AC (2010) On R&D spillovers, multiple equilibria and indeterminacy. *Journal of Economics*, 100(3):247-263
- [3] Easterly, W. (1994). Economic Stagnation, Fixed Factors and Policy Thresholds, *Journal of Monetary Economics*, 33:525-557
- [4] Funke M, Strulik H (2000) On endogenous growth with physical capital, human capital and product variety. *European Economic Review* 44:491-515
- [5] Galor O, Moav O (2004) From physical to human capital accumulation: Inequality and the process of development. *Review of Economic Studies* 71:1001-1026
- [6] Hayami Y, Ogasawara J (1999) Changes in the sources of modern economic growth: Japan compared with the United States. *Journal of Japanese and International Economies* 13:1-21
- [7] Irmen A (2005) Extensive and intensive growth in a neoclassical framework. *Journal of Economic Dynamics and Control* 29:1427-1448
- [8] Jones, CI (1995) R&D-Based Models of Economic Growth. *Journal of Political Economy*, 103:759-784
- [9] Kuwahara S (2007) The mechanics of economic growth through capital accumulation and technological Progress. *The Japanese Economic Review* 58:504-523
- [10] Kuwahara S (2013) Dynamical Analysis of the R&D-based Growth Model with a Regime Switch. *Journal of Economics* Jan 2013, 108(1):35-57
- [11] Matsuyama K (1999) Growing through cycles. *Econometrica* 67:335-347
- [12] Matsuyama K (2001) Growing through cycles in an infinitely lived agent economy. *Journal of Economic Theory* 100:220-234

- [13] Quah, D (1996). Empirics for economic growth and convergence, *European Economic Review*, 40 (6):1353-1375
- [14] ——— (1997) Empirics for Growth and Distribution: Polarization, Stratification, and Convergence Clubs, *Journal of Economic Growth*, 2(1):27-59
- [15] Romer PM (1990) Endogenous technological change. *Journal of Political Economy* 98:S71-S102
- [16] Solow RM (1957) Technical Change and the Aggregate Production Function. *Review of Economics and Statistics* 39:312-320
- [17] Summers, Lawrence H (2014) U.S. Economic Prospects: Secular Stagnation, Hysteresis, and the Zero Lower Bound. *Business Economics* 49(2)
- [18] Zilibotti F (1995) A Rostovian model of endogenous growth and underdevelopment traps. *European Economic Review* 39:1569-1602

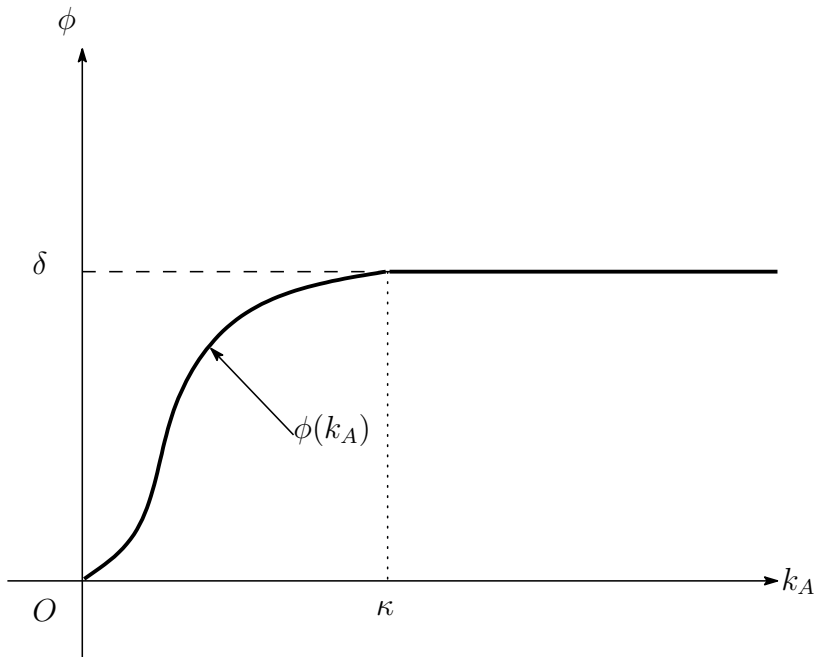


Figure 1: R&D efficiency function ϕ

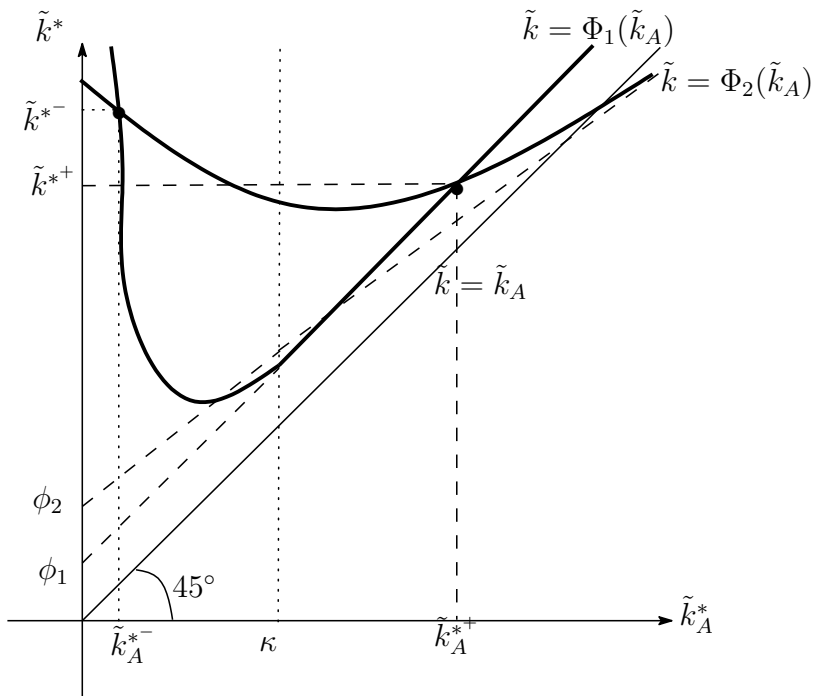


Figure 2: Equilibrium of $\{\tilde{k}_A, k\}$

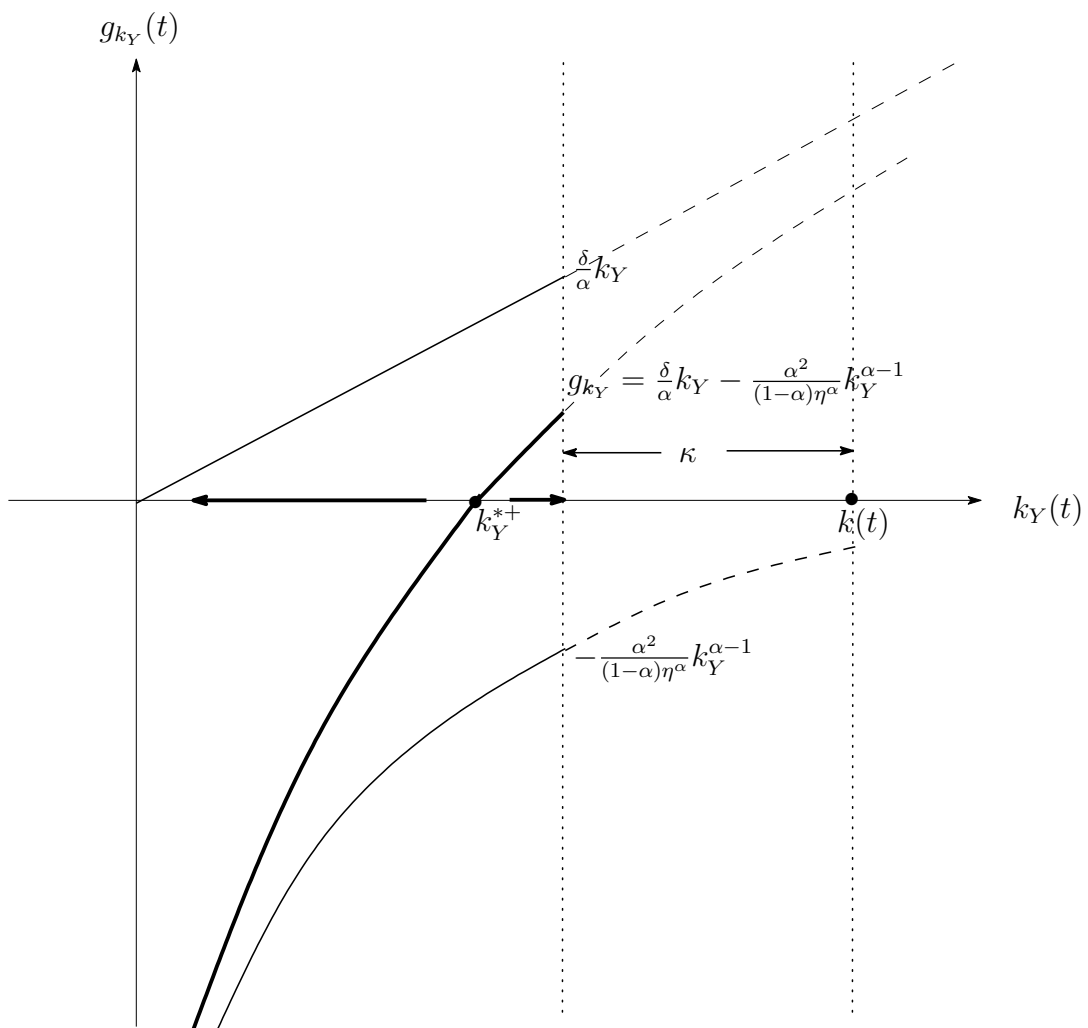


Figure 3: Dynamics of \tilde{k}_Y in the Romer(+) regime

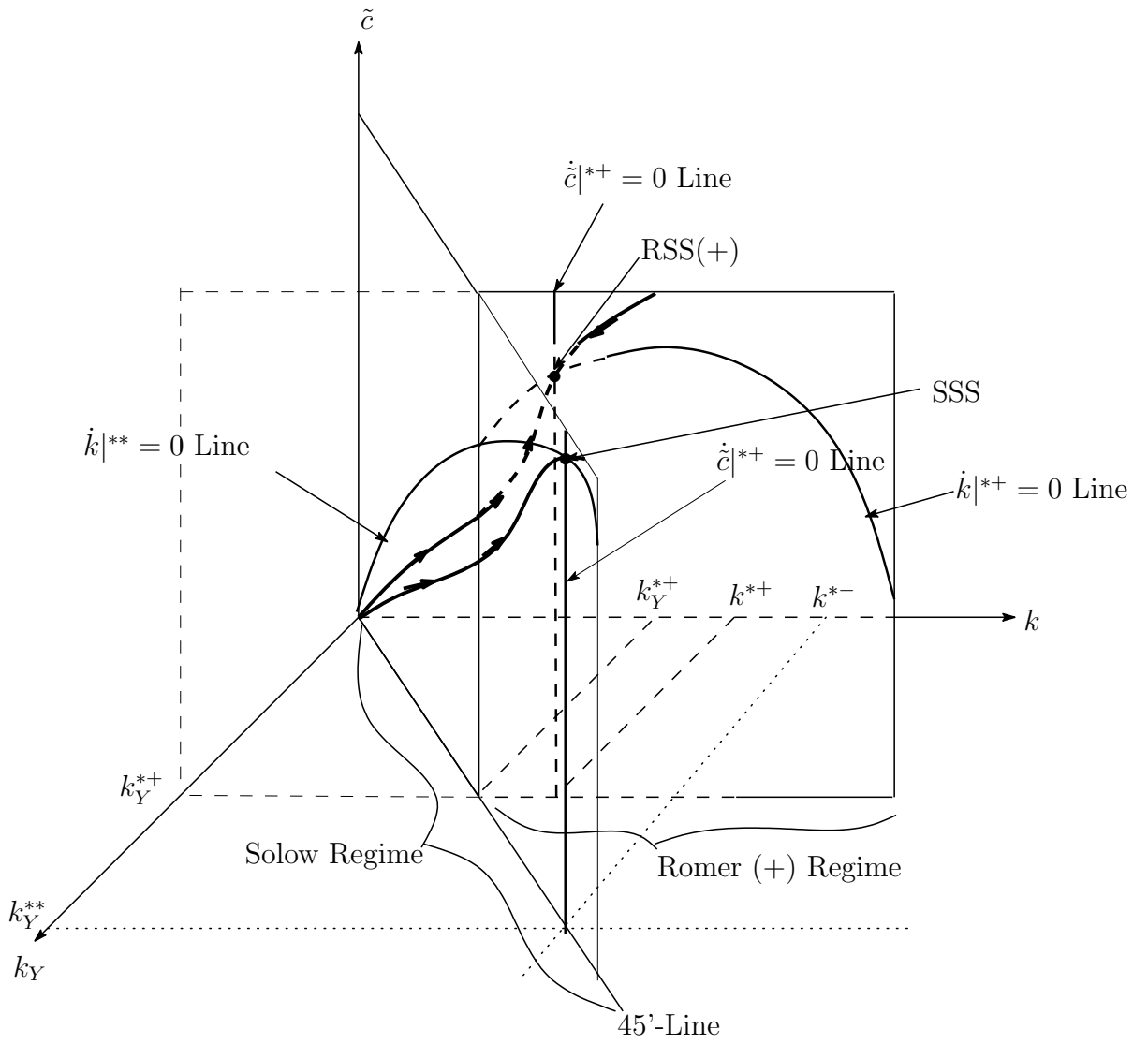


Figure 4: Global Phase Dynamics (Romer(+) regime and Solow regime)

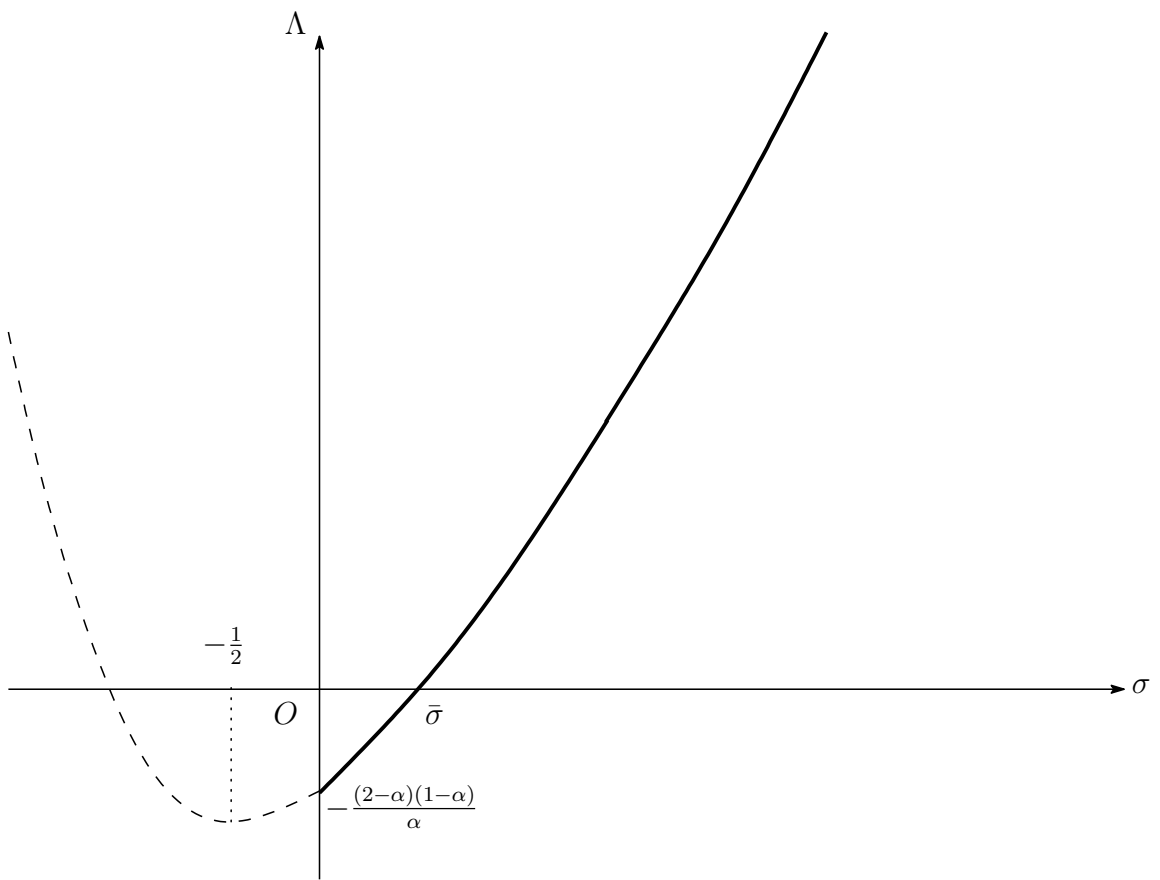


Figure 6: Form of Λ